

Recipes for Success

Practical Activities to Help Your Child Succeed

MAY 2017

SWCS - Title I

READING

Swap out words

Help your child work on word recognition by switching one word for another as you read aloud. He'll need to look and listen closely to catch you!

Ingredients: books

Read a book to your youngster while he follows along with the text. Every so often, use a word that's different from the one that's printed—without changing your tone or emphasizing the word. ("Andrew dashed inside" instead of "Andrew dashed away.")



If your child notices you substituted a word, he should yell out, "Sneaky swap!" Then, have him read the sentence using the correct word. Can he catch all of your "mistakes"? When you're done, let him read to you and do his own "sneaky swapping" for you to catch.

SOCIAL STUDIES

Laws to live by


Try this activity to show your youngster why rules matter in a society.

Ingredient: board game

Ask your child to name as many laws as he can think of. Examples: Cross the street in crosswalks. Do not take items from stores without paying. Next, play a board game together without following the rules.

What happens if players don't take turns? How about if people move ahead more or fewer spaces than the number they rolled on the dice?

Your youngster will see that not having rules makes it hard to play the game. Based on that, what conclusions could he draw about what would happen if we didn't have laws in our communities?



FINANCIAL LITERACY

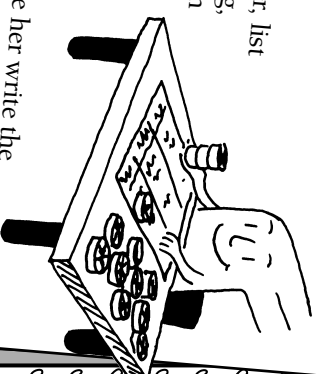
Spending pasta

This activity gives your child practice choosing how to spend limited resources.

Ingredients: paper, pen or pencil, pasta pieces

What do people pay for in everyday life? Together, list categories (housing, transportation, food, clothing, entertainment). Then, brainstorm choices for each one. For example, under transportation your youngster might list bus, car, and subway. Under food, she may put grocery stores, restaurants, and vending machines.


Talk about which options are more expensive. Have her write the comparative "cost," in pasta pieces, next to each (say 5 wagon wheel shapes for a house and 3 for an apartment). Give her 20 pieces to "spend" across the categories. If she runs out, can she spend less in one area to help cover another?



SUBTRACTION

Let your child cut circles from construction paper to make "pan-construction paper to make "pan-cakes." On one side, have her write subtraction problems (7 - 2, 25 - 11). Then, she can play them out facedown. Take turns picking one and writing

the answer on the back. Check each other's work to make sure they're all correct!



FITNESS

Here's a heart-pumping game to play with friends or family. If your youngster calls "green light," players run in place or in circles. If he says "yellow light," everyone walks. But at "red light," they freeze in place. Say "green light" to get players moving again.



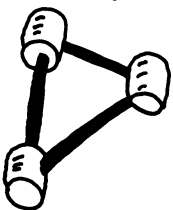
Recipes for Success

Practical Activities to Help Your Child Succeed

MAY 2017

ENGINEERING

When it comes to building structures, some shapes are more stable than others. To test this, your youngster could form a square and a triangle with toothpicks and mini-marshmallows. If she stands each shape up and pushes down on it with her finger, which shape withstands the pressure better?



Character Corner

□ FLEXIBILITY

Your child will become a more flexible thinker by discovering there are various ways to do something. See how many methods he can come up with to clap his hands (loudly, slowly) or to climb into the car (shoulder first, backward).



□ SPORTSMANSHIP

Ask your youngster to make a trading card that celebrates good sportsmanship. She could draw an athlete's picture and list his "good sport" accomplishments, such as respecting officials' calls, cheering on teammates, and congratulating opposing teams on wins.




□ DETERMINATION

Setting "stretch" goals will help your youngster push himself. Say he sings one part of a song by memory. He might decide to memorize two more lines each day. Let him perform for you to show his progress.



ESTIMATION

Youngsters often ask how long things will take. ("How long until we get to Grandma's?") Turning the question around can help him practice estimating. If he's clearing the table, ask, "How many minutes do you think it will take?" Have him estimate and set a timer to check.



WRITING


A fan of your fiction

Boost your youngster's imagination and writing skills by encouraging her to write "fan fiction."

Ingredients: books, paper and pencil or computer

What book or series is your child a fan of? Suggest that she write her own stories based on the characters or settings that the author uses. For instance, she might imagine what the city in a book would be like in 20 years. Then, she could place the characters there and write a sequel. Or perhaps she will write letters back and forth between characters, updating each other on new developments in their lives or solving a mystery together.

Have her read her fan fiction to you—and let her know you're a fan of her fiction!



Congratulations!

We finished _____ activities together on this poster.

Signed (parent or adult family member)

Signed (child)

STORYTELLING

Suggest that your youngster make a deck of storytelling cards. Using 16 index cards, she could write: four settings (forest, city), four problems (lost dog, upset friend), four characters (girl, fox), and four objects (suitcase, pineapple). Have her draw a card from each stack and use them to tell a story. Then, it's your turn.



LISTENING

Have your child place "obstacles" (pillows, cereal boxes) on the floor. He can close his eyes while you give him instructions for navigating around them. ("Take two steps left.") If he bumps into anything, he starts over. He'll need to listen carefully to finish the course.

